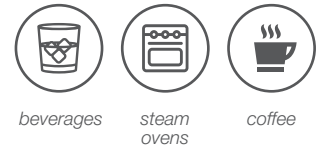


BIG lilac



LIMESCALE REDUCTION & MICROFILTRATION



The Profine® **BIG Lilac** cartridge includes several treatments in one multi-stage product:

- prevents against limescale
- maintains pH as favourable as possible
- has an extended capacity
- final bacteriostatic action microfiltration stage
- equipped with integrated adjustable preset
- reduces chlorine compounds
- resin certified for food use
- complies with Regulation EC 1935/2004


BIG FILTER DIMENSIONS

MODELS			
CODE	MODELS	DIAMETER	HEIGHT
Y21828B	BIG 2.0	134 mm	285 mm
Y21829B	BIG 3.0	137 mm	374 mm
Y21830B	BIG 4.5	167 mm	381 mm
Y21831B	BIG 6.0	171 mm	451 mm

PACKAGING DIMENSIONS

PACKAGING			
PRODUCT	WIDTH	DEPTH	HEIGHT
BIG 2.0	327 mm	143 mm	145 mm
BIG 3.0	403 mm	143 mm	145 mm
BIG 4.5	413 mm	180 mm	180 mm
BIG 6.0	480 mm	180 mm	180 mm

* Cardboard box 1 piece



GENERAL CHARACTERISTICS

The Profine® BIG Lilac cartridge is part of a wide range of Profine® products tested and designed to meet all food service, catering and automatic distribution demands. With its weak cationic resin and adjustable by-pass, the Profine® BIG Lilac cartridge refines water qualities, enhancing the flavour of coffee and other beverages. It provides vital protection for the machine's technology by preventing the accumulation of limescale. It has an exclusive by-pass integrated in the cartridge head. The exclusive design of the connections directly on the cartridge reduces the size and makes replacement easy.

USE

It is ideal for use with automatic drink dispensers, coffee machines and combi-steamers.

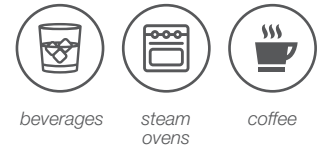
INSTALLATION

The cartridge must be mounted vertically.
Installation must be done in compliance with local regulations in law.
Use only in/out 3/8" female connections.

REPLACEMENT

Change cartridge after 12 months or when capacity is reached.

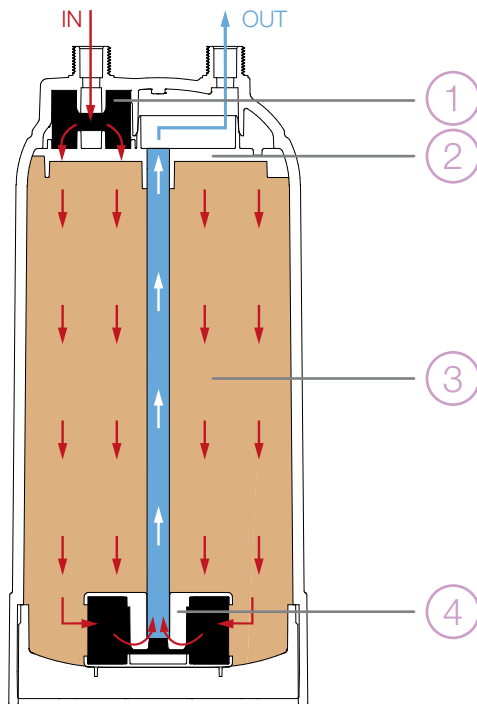
BIG lilac



**LIMESCALE REDUCTION
& MICROFILTRATION**

TOP TECHNOLOGY IN 5 STAGES:

1. micrometric prefiltration
2. integrated by-pass: every cartridge has a by-pass
3. laminated upper distributor to optimize the inlet flow
4. bed of ion high efficiency exchange resins
5. bacteriostatic post-filtering stage to eliminate odours and flavours and chlorine compounds and ensure action against bacterial growth



PARAMETERS		
MODELS	FLOW RATE	CAPACITY
BIG 2.0	2,7 l/min	2.300 l*
BIG 3.0	4 l/min	3.450 l*
BIG 4.5	6 l/min	5.200 l*
BIG 6.0	8 l/min	6.950 l*

Capacity calculated on water with a carbonate hardness of 10° dKH (18°F)

***Based on manufacturer's internal tests**

During operation the actual capacity is higher than indicated. Capacity may vary considerably depending on particular conditions of use and has been calculated on the basis of relations between equipment and use applications. Due to external factors (such as variable water quality), data may vary from those indicated.

TECHNICAL SPECIFICATIONS	
Operating pressure	Min. 2 - Max. 6 bar (0.2 - 0.6 Mpa)
Temperature	Min. 4 - Max. 30°C (40 - 86 °F)
IN-OUT connections	3/8" male

COMPANY CERTIFICATIONS

Made in Italy by think:water, ISO 9001-2015 certified company (quality) and 14001-2015 (environmental).

CERTIFICATION PRODUCTS

Complies with **MOCA**, **CE 1935/2004** and **DM 174/2004** regulations.

INACTIVITY

Short periods of inactivity: flushing of the cartridge is necessary; in case of prolonged disuse, it is possible to disinfect the system.

ENVIRONMENT

For the production of Profine® BIG filters, the environmental impact is close to 0. All Profine® filters are BPA free.

DISPOSE OF THE FILTER

Dispose of the exhausted cartridge according to the 2014/955/EU Decision (EWC 15 02 03).